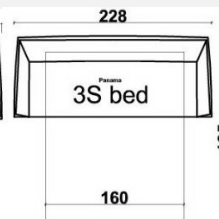
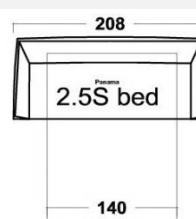
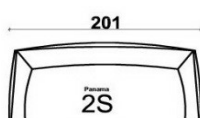
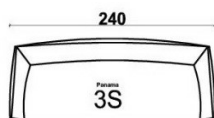
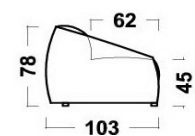
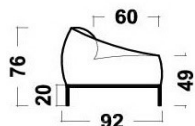


PANAMA



195

mechanism

FRAME	sofa bed mechanism; solid beech wood, wooden panels
SUPPORT	sofa bed mechanism
SEATING	HR foam 35/36, wadding
BACKREST	HR foam 35/36, wadding
ARMREST	N foam 25/38, wadding
LEGS	mechanism legs
	sofa-bed mechanism in a sofa with a mattress 12 cm thick

Ime	3-SEATER FIX	2-SEATER FIX	ARMCHAIR	2.5-SEATER SOFA-BED	3-SEATER SOFA-BED
Oznaka	PAN-3S	PAN-2S	PAN-armch	PAN-2.5S bed	PAN-3S bed
Dimenzije (LxDxH)	240x92 h.76	201x92 h.76	91x92 h.76	208x103 h.78	228x103 h.78
Usnje CAT300	2.783	2.507	1.587	3.565	3.956
Tkanine BASIC	2.197	1.966	1.323	2.645	2.910

